

Bunny Lu Rabbit Rescue

What to know before
bringing home bunny




First Days Home

- Bunnies can be sensitive to change, please monitor your new family member to ensure they are eating, drinking and pooping adequately.
- It is important to check your rabbits' dropping output and be familiar with what is normal for them. Often the first sign of GI stasis coming on is poops getting smaller and darker in color than normal.
- Some rabbits are naturally friendly and interested in people while some are shyer. Here are some tips on how to make friends with your new family member. [Bond With Your Rabbit](#)



Diet

- Our rabbits are used to getting salad twice a day (morning and evening) along with Mazuri Timothy pellets.
- They are used to eating parsley, lettuces, dandelion greens, spring mix and cilantro. When adding anything new to your buns diet take it slow, start with small amounts and gradually increase.
 - You can find a list of greens that are safe for rabbits here: [Safe Fruits and Veggies](#)
- Rabbits should have fresh Timothy hay or Orchard grass available at all times. They should eat a pile of hay roughly as big as their body each day. If your bun is not eating enough hay, try offering a different brand of hay. Hay is the most essential aspect of your buns diet.
 - Always check the hay you've purchased to ensure it smells fresh, not moldy or mildewy, feels dry to the touch, isn't brown or gray and doesn't have excessive dust.




GI Stasis

- It's helpful to establish a routine with your bunny feeding at the same times each day and giving healthy treats in between meals. Rabbits should always be willing and eager to eat, so if they aren't at treat or meal time you know something is wrong. Any change in your rabbit's routine is a cause for concern. Rabbits are prey animals and have evolved to be experts at hiding illness.
- Gi Stasis is a life threatening condition that can occur suddenly or come on slowly over a period of days. It requires a trip to your rabbit savvy veterinarian for treatment ASAP. It's also a good idea to identify your area emergency clinics that will see rabbits in advance of need.
- Rabbits can be given simethicone baby gas drops. This can be helpful in making bunny feel less painful during a stasis episode until they can be seen by the veterinarian.
- More helpful information on stasis can be found here: [GI Stasis](#)



Other Medical Info

- All of our rabbits are vaccinated for Rabbit Hemorrhagic disease. You will be given the date your bun will need to be scheduled for a yearly booster in your adoption packet. This will need to be done at your rabbit savvy veterinarian.
 - More info on RHDV2 can be found here: [RHDV2](#)
 - Nationwide pet insurance is the only pet insurance company in the US that offers coverage for rabbits. Rabbit veterinary care can be very expensive, we recommend pet insurance to all our adopters.
- Rabbits are self-groomers and should never be given a bath, bathing them can kill them. There are special circumstances where partial bathing may be appropriate.



Bringing Bunny Home: Habitat Supplies

- Puppy Exercise Pen (at least 4'x4' enclosure) [X-Pen Example](#)
- Floor covering, cotton rugs, fleece blankets, foam puzzle mats etc.
- Litter box (large enough for bunny to turn around freely when inside) [Litter Box Example](#)
- Hidey house (you can purchase one or make one with a cardboard box)
- Small pet bed (simple, but padded) [Hop N' Flop Bed](#)
- Hardwood or paper pellets (unscented, **no baking soda, no cedar, no pine**)
- Space to exercise: consider free-roaming your bunny after bunny proofing!



Bringing Bunny Home: Supplies

Food and Treats

- Large Water Bowl (heavy to prevent tipping)
- Hay (Orchard and/or Timothy, the rescue sells both types!)
- Nutritious Pellets (Mazuri, Science Selective or Sherwood)
- Fresh leafy greens, fruits and veggies

Fun Stuff

- Check out places like [Binky Bunny](#) and [The Well Kept Rabbit](#) for lots of great toys and treats for your bunny!

Cleaning/Grooming

- White Vinegar (for cleaning litter pan)
- Spray Bottle
- Cat nail trimmers
- Grooming Brush

Travel

- A travel carrier for car rides home and to the vet





Bunny's Home

- You should have a 4x6 exercise pen area set up for bunny with litter box, hidey house and some toys. We recommend that bunny stay in the exercise pen for the first week while they learn the sights, sounds and smells of your household. This will also help them know that's where their bathroom is, you can sit in the pen with them and let them get to know you.
- After the first week you can start letting bunny out to play in a bunny proofed area all electrical cords should be out of reach or covered. The first few days supervise bunny while they are out so you can see where your bunny-proofing weak spots may be. You can expect some poops to be dropped around the first few times they are out and maybe even a pee spot. Bunny is marking their territory and it should stop after a few days.



Bunny-Proofing

- You can see bunny-proofing examples here: [Bunny-Proofing Video](#)
- When planning where to set up your bunny's home keep in mind that rabbits are crepuscular meaning, they are most active at dusk and dawn, but house rabbits can tend to be active overnight, so a child's bedroom is not an ideal spot for a rabbit's home base.
- Wondering how a rabbit will fit in your home with young children? Here is some helpful information: [Bunnies and Children](#)



Bonding Two Rabbits (or more!)

- A good place to start for information on bonding bunnies is here: [Bunny Bonding with Patience](#)
- And here: [Rabbit Bonding](#)
- We do bunny speed dates at Bunny Lu! You bring your current bunny, and we will introduce them to our available rabbits in a neutral area and let them pick whomever they like best. This will give the best chance of a successful bond.



Contact Us Anytime

- Please remember we are here if you have any questions in the future, don't hesitate to email, call or text us at any time!
 - Mary Ellen Whitehouse: 703.753.0833
 - BunnyLuRabbitRescue@gmail.com
- If you ever find yourself in a situation where you feel you cannot care for your rabbit anymore, please let us know right away. Any rabbit adopted from us must be returned to us, not independently re-homed.

